

How to access HR Solutions emails encrypted via Proofpoint

Starting 6/1/2019, HR Solutions will be using Proofpoint to encrypt emails containing sensitive information to all clients and vendors, replacing its previous email encryption system. Below are the detailed steps for the one-time registration necessary to access these encrypted emails.

For these processes, **Chrome, Firefox, and Safari browsers are supported.**

Internet Explorer may function with Adobe Flash player installed, but is not supported.

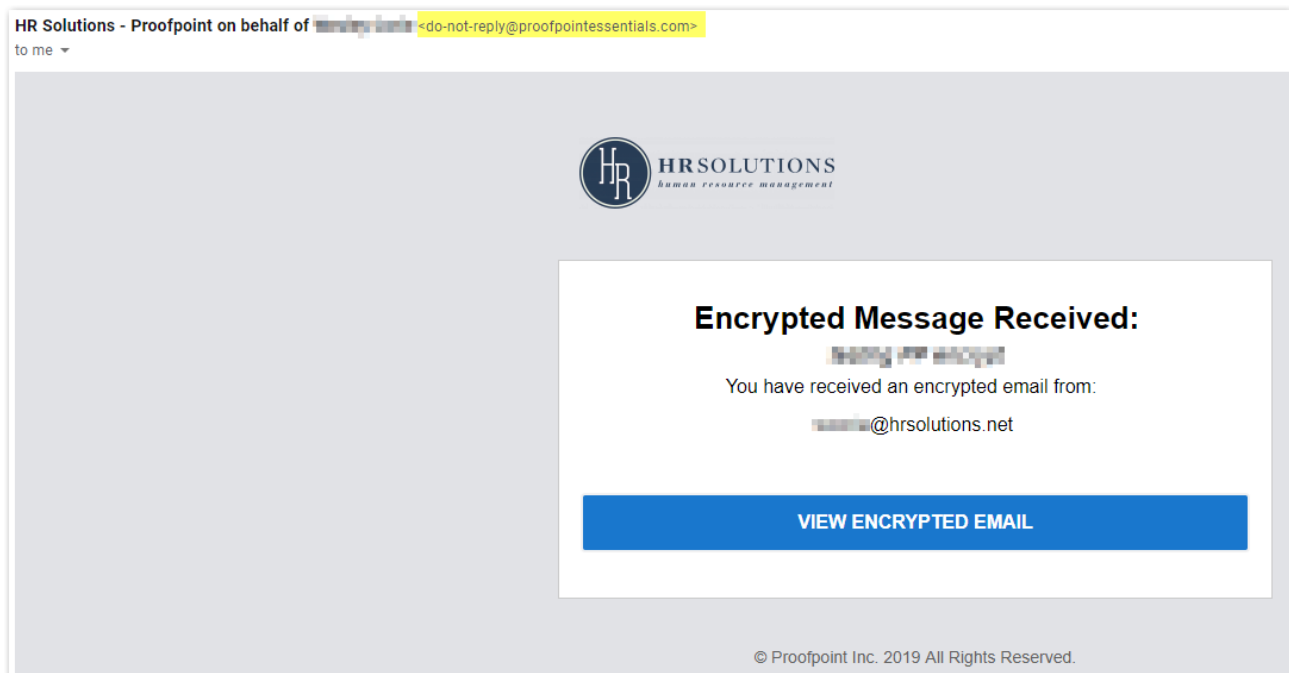
How to access encrypted email

If you have already registered with Proofpoint, you can log in at this

URL: <https://inbox.proofpoint.com/securemail/Main.html>

Otherwise, please follow the steps below to gain access to the system:

1) You receive the encrypted email, as illustrated below. The email will come from "*do-not-reply@proofpointessentials.com*". Click the "View Encrypted Email" button to begin. Please note that encrypted messages expire 15 days after they are sent.



2) You will be directed to the Proofpoint registration page (the domain is "<https://inbox.proofpoint.com>"). Enter your email address that received this encrypted message, then Click the "Continue" button.



First time here? You will be asked to register.
Already registered? You will be asked to log in.

Email Address


CONTINUE

3) From here, you will need to **Complete** the form, entering **First Name**, **Last Name**, **Password**, and **Confirm Password**. Please review the Proofpoint Terms of Service and Privacy Policy, then **Check** the "I agree..." box. Then, **Click** the "Register" button. You have completed the registration, and now a confirmation message will be sent to the email address you registered with.


proofpoint™


Please Register to Continue

████████████████████

First Name 

Last Name

Password 

Confirm Password 

I agree to the Proofpoint [Terms of Service](#) and [Privacy Policy](#)

Register

© Proofpoint, Inc. 2019 All Rights Reserved. [Terms of Service](#) [Privacy Policy](#)

proofpoint

Thank you for registering! Just one more
step

An email was sent to [redacted] with instructions on how
to complete your registration.

If you didn't receive an email, [request another one](#)

© Proofpoint, Inc. 2019 All Rights Reserved. [Terms of Service](#) [Privacy Policy](#)

4) Check your email inbox (as well as Junk/SPAM folders if necessary) to locate the registration confirmation. The message will come from "**noreply@proofpoint.com**" with the subject "**Welcome to Proofpoint**". Once you open this email, **Click** the "Confirm" button. You will be presented with the "Registration Successful" message. Then **Click** the "Continue logging in" button to access your secure inbox.

Welcome to Proofpoint Inbox x

noreply@proofpoint.com
to me ▾


Welcome to Proofpoint

Hello [redacted],

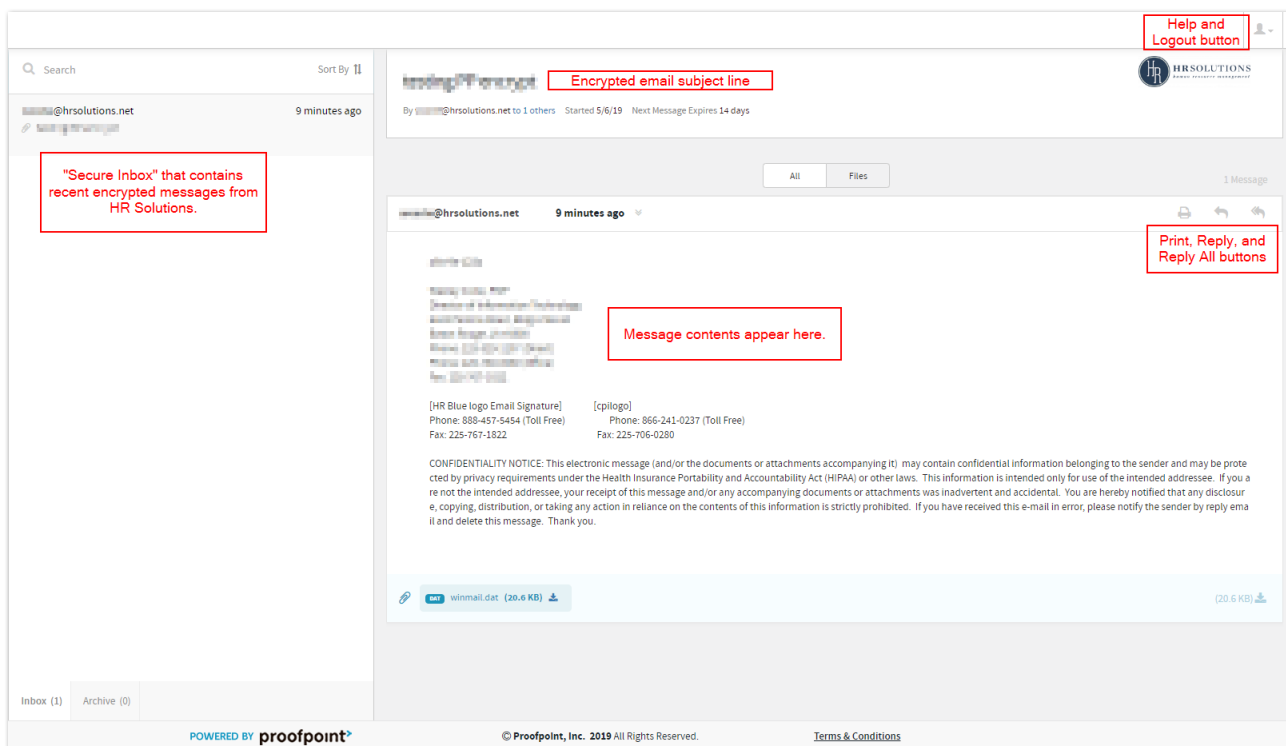
You are almost done registering. Please complete the process by clicking the button to confirm your email address.

CONFIRM

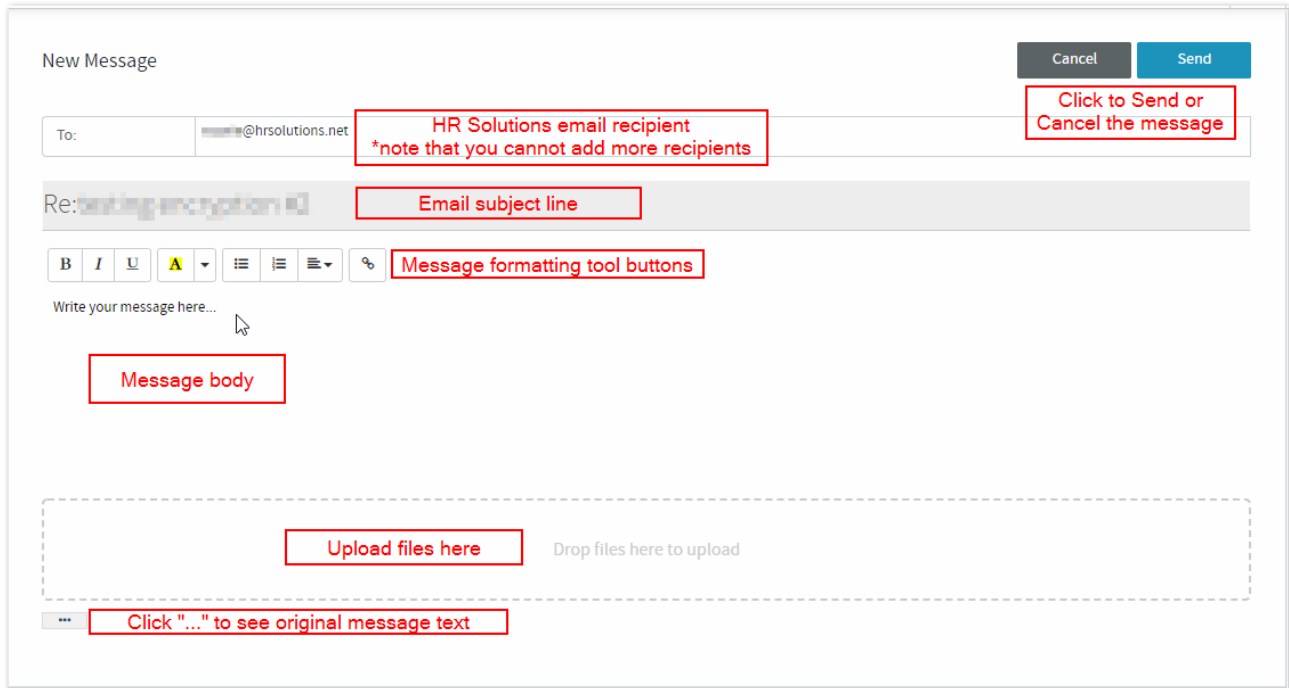
POWERED BY **proofpoint**



5) Upon successful login, you will be presented the Proofpoint Securemail inbox, which allows you to read, print, and reply to emails.



6) Clicking the "Reply" icon will open the message editor, which can be used to reply (only to the person who sent you the encrypted message) and allows you to upload attachments (up to 25 MB total).



7) When you are done using the Proofpoint system, you should log out to complete your session. **Click** the profile icon, then **Click** "Logout".

